


































# Club Racing







1. When did you first start racing with BMW CCA?			Response Percent	Response Count
1995			5.4%	12
1996			1.3%	3
1997			3.6%	8
1998			1.8%	4
1999			6.3%	14
2000			6.3%	14
2001			5.8%	13
2002			9.4%	21
2003			9.4%	21
2004			9.4%	21
2005			14.7%	33
<b>2006</b>			<b>17.9%</b>	40
2007			8.9%	20
			<b>answered question</b>	<b>224</b>
			<b>skipped question</b>	<b>3</b>

2. How many years have you been racing overall?			Response Percent	Response Count
0-2 years			22.1%	49
2-4 years			24.3%	54
<b>5-9 years</b>			<b>32.4%</b>	72
10+ years			21.2%	47
			<b>answered question</b>	<b>222</b>
			<b>skipped question</b>	<b>5</b>










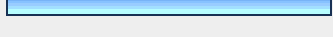
### 3. What class have you primarily been participating in (recently)?

		Response Percent	Response Count
M Stock		0.5%	1
L Stock		0.0%	0
K Stock		0.0%	0
J Stock		10.4%	23
I Stock		3.6%	8
H Stock		1.4%	3
M Prepared		0.5%	1
L Prepared		0.9%	2
K Prepared		11.3%	25
J Prepared		16.2%	36
<b>I Prepared</b>		<b>17.1%</b>	<b>38</b>
H Prepared		5.4%	12
A Modified		0.0%	0
B Modified		1.4%	3
C Modified		11.3%	25
D Modified		13.5%	30
E Modified		1.4%	3
F Modified		0.0%	0
Super Modified		2.3%	5
SpecE36		3.2%	7
		<b>answered question</b>	<b>222</b>
		<b>skipped question</b>	<b>5</b>








#### 4. What is your home region?

		Response Percent	Response Count
North Atlantic		26.3%	59
South Atlantic		23.2%	52
North Central		11.2%	25
South Central		11.6%	26
Pacific		22.3%	50
Canada		5.4%	12
		<b>answered question</b>	<b>224</b>
		<b>skipped question</b>	<b>3</b>







#### 5. What other series have you raced in?

		Response Percent	Response Count
SCCA Regional		43.8%	78
SCCA National		14.0%	25
SCCA Pro		5.1%	9
<b>NASA</b>		<b>69.7%</b>	124
Grand American		5.6%	10
Porsche Club of America		7.3%	13
Porsche Owners Club		7.3%	13
Porsche BMW Owners Club		16.3%	29
Vintage Groups		18.5%	33
Other		32.0%	57
		<b>answered question</b>	<b>178</b>
		<b>skipped question</b>	<b>49</b>






**6. In which sanctioning bodies other than CCA are you currently licensed?**

		Response Percent	Response Count
SCCA		38.8%	64
NASA		68.5%	113
Grand American		4.9%	8
Porsche Club of America		3.6%	6
Porsche Owners Club		3.6%	6
Porsche BMW Owners Club		9.1%	15
Other		18.8%	31
		<b>answered question</b>	<b>165</b>
		<b>skipped question</b>	<b>62</b>







**7. How many CCA CR events do you think you attended over the past three years?**

		Response Percent	Response Count
1-5		33.5%	74
6-10		26.2%	58
11-15		26.2%	58
16-20		8.6%	19
21-30		5.0%	11
31-40		0.5%	1
41-50		0.0%	0
51+		0.0%	0
		<b>answered question</b>	<b>221</b>
		<b>skipped question</b>	<b>6</b>



**8. How many CCA CR events did you attend last year?**

		Response Percent	Response Count
0		12.1%	27
1-2		36.8%	82
3-5		35.9%	80
6-10		13.9%	31
11-15		1.4%	3
16+		0.0%	0
		<b>answered question</b>	<b>223</b>
		<b>skipped question</b>	<b>4</b>



**9. How many CCA CR events do you plan to attend in 2007?**

		Response Percent	Response Count
0		10.3%	23
1-2		26.5%	59
3-5		41.7%	93
6-10		19.3%	43
11-15		1.4%	3
16+		0.9%	2
		<b>answered question</b>	<b>223</b>
		<b>skipped question</b>	<b>4</b>



**10. Have you ever been in contention for or attempted to pursue a CCA CR Regional points championship (i.e. regional points were at least a partial incentive for you to attend certain races)?**

		Response Percent	Response Count
Yes		46.0%	102
No		54.1%	120
		<b>answered question</b>	<b>222</b>
		<b>skipped question</b>	<b>5</b>





11. Have you ever been in contention for or attempted to pursue a CCA CR National points championship (i.e. national points were at least a partial incentive for you to attend certain races)?

		Response Percent	Response Count
Yes		30.4%	68
No		69.6%	156
		<i>answered question</i>	<b>224</b>
		<i>skipped question</i>	<b>3</b>

12. Have you ever been in contention for or attempted to pursue a points championship in another race series?

		Response Percent	Response Count
Yes		33.2%	74
No		66.8%	149
		<i>answered question</i>	<b>223</b>
		<i>skipped question</i>	<b>4</b>

13. How many premier events do you think that you attended Outside of your region over the past three years?

		Response Percent	Response Count
0		43.5%	97
1-2		32.7%	73
3-4		13.9%	31
5+		9.9%	22
		<i>answered question</i>	<b>223</b>
		<i>skipped question</i>	<b>4</b>

14. How many non-premier events do you think that you attended Outside of your region over the past three years?			Response Percent	Response Count
0			40.3%	89
1-2			36.2%	80
3-4			12.2%	27
5+			11.3%	25
<b>answered question</b>				<b>221</b>
<b>skipped question</b>				<b>6</b>

15. The track itself – design, condition, personal success at the track or the track’s reputation (for 1st timers at the track).							
	No Importance	Somewhat Important	Moderately Important	Important	Most Important	Rating Average	Response Count
Factor	4.0% (9)	6.7% (15)	16.0% (36)	<b>51.6% (116)</b>	21.8% (49)	3.80	225
<b>answered question</b>							<b>224</b>
<b>skipped question</b>							<b>3</b>

16. The condition of the facilities (infield, restrooms, restaurants, fuel).							
	Not Important	Somewhat Important	Moderately Important	Important	Most Important	Rating Average	Response Count
Factor	11.5% (26)	27.3% (62)	<b>31.3% (71)</b>	28.2% (64)	1.8% (4)	2.81	227
<b>answered question</b>							<b>226</b>
<b>skipped question</b>							<b>1</b>

17. Proximity of the track (length of tow).							
	Not Important	Somewhat Important	Moderately Important	Important	Most Important	Rating Average	Response Count
Factor	0.9% (2)	11.5% (26)	22.5% (51)	<b>43.6% (99)</b>	21.6% (49)	3.74	227
<b>answered question</b>							<b>226</b>
<b>skipped question</b>							<b>1</b>

**18. Event Cost (registration fee, food and lodging).**

	Not Important	Somewhat Important	Moderately Important	Important	Most Important	Rating Average	Response Count
Factor	11.6% (26)	22.2% (50)	<b>33.8% (76)</b>	24.9% (56)	7.6% (17)	2.95	225
	<i>answered question</i>						<b>224</b>
	<i>skipped question</i>						<b>3</b>

**19. Points Potential at the event (regional, national – could be a non-premier event that simply adds to your points total).**

	Not Important	Somewhat Important	Moderately Important	Important	Most Important	Rating Average	Response Count
Factor	<b>46.7% (105)</b>	17.3% (39)	16.0% (36)	13.3% (30)	6.7% (15)	2.16	225
	<i>answered question</i>						<b>224</b>
	<i>skipped question</i>						<b>3</b>



**20. Other concurrent motorsports or club activities occurring at the event (i.e. O'fest, GrandAm/HSR support races)**

	Not Important	Somewhat Important	Moderately Important	Important	Most Important	Rating Average	Response Count
Factor	<b>42.9% (97)</b>	28.3% (64)	19.5% (44)	8.8% (20)	0.4% (1)	1.96	226
	<i>answered question</i>						<b>225</b>
	<i>skipped question</i>						<b>2</b>



**21. Availability of non-racing activities for yourself or family members in the immediate area.**

	Not Important	Somewhat Important	Moderately Important	Important	Most Important	Rating Average	Response Count
Factor	<b>55.5% (126)</b>	22.9% (52)	13.7% (31)	7.0% (16)	0.9% (2)	1.75	227
	<i>answered question</i>						<b>226</b>
	<i>skipped question</i>						<b>1</b>






**22. Would you say, going forward, that participating at some level in your CCA CR REGIONAL championship is important to you?**

		Response Percent	Response Count
Yes		61.7%	137
No		38.3%	85
		<b>answered question</b>	<b>222</b>
		<b>skipped question</b>	<b>5</b>




**23. Would you say, going forward, that participating at some level in the CCA NATIONAL championship is important to you?**

		Response Percent	Response Count
Yes		40.1%	89
No		59.9%	133
		<b>answered question</b>	<b>222</b>
		<b>skipped question</b>	<b>5</b>



**24. If your answer to question 2 was "Yes" please answer the following: If the National points system were to be eliminated in 2008 in favor of a Regional system where you could earn regional points at 2 out-of-region events, would this:**

		Response Percent	Response Count
Not affect the number of races you planned to attend next year.		60.0%	60
Somewhat reduce the number of races you'd attend next year.		26.0%	26
Sharply reduce the number of races you'd attend next year.		8.0%	8
You'd attend the bare minimum # of events to maintain your license.		4.0%	4
You'd leave the CCA racing program altogether.		2.0%	2
		<b>answered question</b>	<b>100</b>
		<b>skipped question</b>	<b>127</b>



**25. For those that signified that they'd reduce the number of races that they'd attend, but remain in BMW Club Racing would you:**

		Response Percent	Response Count
Probably only attend two events outside of your region that count towards your regional points total.		24.1%	19
Probably attend 2 events outside of your region that count towards your regional points total PLUS a few other events outside of your region that are either close-by or are tracks that you really enjoy regardless of distance.		24.1%	19
<b>Probably ONLY attend races in your home region.</b>		51.9%	41
		<i>answered question</i>	<b>79</b>
		<i>skipped question</i>	<b>148</b>



**26. Do you feel that there are enough premium races within a reasonable towing distance for you to be competitive in a National Championship?**

		Response Percent	Response Count
Yes		45.7%	63
No		54.4%	75
		<i>answered question</i>	<b>138</b>
		<i>skipped question</i>	<b>89</b>



**27. Do you think that it would even the National Points playing field if geographically isolated regions (i.e. PA) were allotted an extra premier event every year to maintain competitiveness with the more race accessible regions (i.e. SA)?**

		Response Percent	Response Count
Yes		55.3%	73
No		44.7%	59
		<i>answered question</i>	<b>132</b>
		<i>skipped question</i>	<b>95</b>



28. Do you think that we should eliminate the National Points system in favor of a Regional points system that allows Two out-of – region events to count towards home region point totals?

		Response Percent	Response Count
Yes		47.1%	65
No		52.9%	73
<i>answered question</i>			<b>138</b>
<i>skipped question</i>			<b>89</b>





29. Do you think that we should eliminate the National Points system in favor of a Regional points system that allows three or four out-of –region events to count towards home region point totals?

		Response Percent	Response Count
Yes		33.1%	44
No		66.9%	89
<i>answered question</i>			<b>133</b>
<i>skipped question</i>			<b>94</b>

30. Have you ever been involved in an on-track “incident” at a BMW CCA Club Racing event? Or have you directly and comprehensively witnessed an on-track incident (i.e. you saw the incident develop, not just the aftermath).

		Response Percent	Response Count
Yes		78.2%	169
No		21.8%	47
<i>answered question</i>			<b>216</b>
<i>skipped question</i>			<b>11</b>

**31. Roughly how many on-track incidents do you think that you have been involved in or directly witnessed during your time with BMW CCA CR?**

		Response Percent	Response Count
0		14.4%	31
1-3		50.0%	108
4-8		27.3%	59
9+		8.3%	18
<b>answered question</b>			<b>216</b>
<b>skipped question</b>			<b>11</b>

**32. If you had to guess, what % of the accidents that you were involved with / witnessed were caused by the following factors? [Please make your selections first prior to answering.]**

	0%	1-10%	11-20%	21-30%	31-40%	41-50%	51-60%	61-70%	71-80%	81-90%	91-100%	Rating Average
Weather / environmental factors (Precipitation / Sun Glare / Darkness / Excessive Heat).	<b>35.7%</b> (56)	24.2% (38)	11.5% (18)	7.6% (12)	3.8% (6)	5.1% (8)	2.5% (4)	4.5% (7)	1.3% (2)	1.3% (2)	2.5% (4)	3.04
Debris (Oil / Antifreeze / Wreckage / Gofers etc.)	<b>34.6%</b> (53)	28.1% (43)	13.1% (20)	12.4% (19)	3.3% (5)	4.6% (7)	1.3% (2)	0.7% (1)	0.7% (1)	1.3% (2)	0.0% (0)	2.57
Driver Competence Issues (i.e. an incident that could have been avoided by an experienced driver employing proper technique). Driver “ran out of talent”, but was not necessarily being overly aggressive – Rookie mistake etc.	6.6% (11)	10.8% (18)	12.0% (20)	12.6% (21)	11.4% (19)	<b>18.6%</b> (31)	3.6% (6)	6.0% (10)	4.8% (8)	6.0% (10)	7.8% (13)	5.44
Clearly Aggressive Driving – Dive Bombing – other forms of Optimistic Passing Attempts, Blocking Gone Wrong etc.	8.8% (15)	10.5% (18)	14.0% (24)	<b>17.0%</b> (29)	11.1% (19)	13.5% (23)	5.8% (10)	3.5% (6)	3.5% (6)	4.7% (8)	7.6% (13)	5.07
Mechanicals (mechanical failure was the proximate cause of the incident).	20.6% (32)	<b>31.6%</b> (49)	20.6% (32)	11.0% (17)	4.5% (7)	3.2% (5)	3.2% (5)	1.9% (3)	0.6% (1)	1.3% (2)	1.3% (2)	3.03
“Racing incidents” Unavoidable contact in a tight field.	21.2% (33)	<b>21.8%</b> (34)	19.9% (31)	14.1% (22)	7.7% (12)	6.4% (10)	1.9% (3)	2.6% (4)	1.9% (3)	1.3% (2)	1.3% (2)	3.36
Other	<b>74.7%</b> (56)	14.7% (11)	4.0% (3)	4.0% (3)	1.3% (1)	0.0% (0)	1.3% (1)	0.0% (0)	0.0% (0)	0.0% (0)	0.0% (0)	1.48
<b>answered question</b>												
<b>skipped question</b>												

**33. For those that attributed at least a portion of the incidents that they have been involved with to driver aggression, could you again assess the conditions that might have led to the aggressive behavior witnessed, in your opinion. [Please read all selections first prior to answering]**

	0%	1-10%	11-20%	21-30%	31-40%	41-50%	51-60%	61-70%	71-80%	81-90%	91-100%	Rating Average
The driver (s) involved seems to be inherently aggressive on the track, regardless of the competitive situation.	6.8% (10)	10.8% (16)	10.8% (16)	10.1% (15)	5.4% (8)	<b>16.2%</b> <b>(24)</b>	6.8% (10)	10.1% (15)	4.7% (7)	6.8% (10)	11.5% (17)	5.91
The driver (s) involved is racing for position at a given event, but not necessarily for regional or national championship points.	9.5% (12)	<b>18.3%</b> <b>(23)</b>	13.5% (17)	11.1% (14)	11.9% (15)	11.9% (15)	1.6% (2)	6.3% (8)	4.0% (5)	1.6% (2)	10.3% (13)	4.89
The driver (s) involved is racing for position at a given event, AND you believe that he/she is in the running for a regional/national championship AND you attribute the driver (s) over-aggressiveness to his/her pursuit of said championship.	<b>32.0%</b> <b>(39)</b>	20.5% (25)	15.6% (19)	9.8% (12)	2.5% (3)	6.6% (8)	4.1% (5)	1.6% (2)	4.1% (5)	0.8% (1)	2.5% (3)	3.25
The class size has an influence: Large class sizes (i.e. JS, JP, IP, CM) create more aggressive behavior among participants.	<b>45.4%</b> <b>(54)</b>	15.1% (18)	14.3% (17)	11.8% (14)	5.0% (6)	3.4% (4)	0.0% (0)	0.8% (1)	1.7% (2)	0.8% (1)	1.7% (2)	2.60
Track configuration: Certain tracks are narrow, tight or otherwise difficult to pass on and foster aggressive behavior out of frustration or perceived necessity.	<b>33.9%</b> <b>(41)</b>	24.0% (29)	13.2% (16)	13.2% (16)	2.5% (3)	3.3% (4)	0.8% (1)	4.1% (5)	3.3% (4)	1.7% (2)	0.0% (0)	2.92
	<i>answered question</i>											
	<i>skipped question</i>											