

BMW Mid-Ohio Fall (Sat)

Buckeye chapter

Mid-Ohio Sports Car Course 2.400 Miles

Sprint

10/30/2004 02:30 PM


Race

Race Results

Pos	PIC	No.	Name	Class	Laps	Diff	Gap	Total Tm	Best Tm	In Lap
1	1	90	Ray Mason CM	CM	17	-	-	28:15.896	1:36.821	3
2	2	86	Jack Money CM	CM	17	+19.994	+19.994	28:35.890	1:39.204	3
3	3	70	Chuck Stickley CM	CM	17	+48.099	+28.105	29:03.995	1:38.675	3
4	1	28	Louis Payant DM	DM	17	+50.138	+2.039	29:06.034	1:39.722	4
5	1	001	Sean Tillinghast IP	IP	17	+1:27.329	+37.191	29:43.225	1:40.804	2
6	2	35	Melissa Mauk DM	DM	17	+1:33.017	+5.688	29:48.913	1:42.692	15
7	2	256	David Rowilson IP	IP	16	1 Lap	1 Lap	28:16.970	1:44.419	11
8	1	130	Pete Stackhouse JP	JP	16	+5.275	+5.275	28:22.245	1:44.247	7
9	3	818	Scott Harnell DM	DM	16	+10.006	+4.731	28:26.976	1:44.223	4
10	4	288	Stephen Gailits DM	DM	16	+11.583	+1.577	28:28.553	1:44.987	6
11	3	71	Tim Schiff IP	IP	16	+15.085	+3.502	28:32.055	1:45.473	9
12	2	666	Greg Karnes JP	JP	16	+16.218	+1.133	28:33.188	1:45.010	14
13	1	305	Randy Mueller IS	IS	16	+18.303	+2.085	28:35.273	1:44.806	14
14	2	519	Ken Brinkman IS	IS	16	+33.657	+15.354	28:50.627	1:46.674	2
15	4	709	Ryan Hameetman IP	IP	16	+34.464	+0.807	28:51.434	1:44.569	7
16	4	251	Allan Lewis CM	CM	16	+48.804	+14.340	29:05.774	1:42.429	5
17	3	93	Jim Peterson JP	JP	16	+53.746	+4.942	29:10.716	1:46.873	4
18	1	89	Jay Ricco JS	JS	16	+1:03.070	+9.324	29:20.040	1:48.597	4
19	4	252	Gary L Davis JP	JP	16	+1:14.468	+11.398	29:31.438	1:44.892	13
20	5	076	Glenn Lucas DM	DM	16	+1:19.007	+4.539	29:35.977	1:47.364	4
21	2	63	Daniel Summers JS	JS	16	+1:24.771	+5.764	29:41.741	1:48.303	4
22	1	03	Jet Hawthorne KP	KP	16	+1:25.201	+0.430	29:42.171	1:48.268	15
23	1	73	Peter Grant EM	EM	16	+1:32.941	+7.740	29:49.911	1:49.042	14
24	6	000	Bernie Hoffmann DM	DM	15	2 Laps	1 Lap	28:23.186	1:49.610	11
25	3	19	Vivek Govindapillai JS	JS	15	+1.582	+1.582	28:24.768	1:51.240	11
26	5	124	Robert Klooz JP	JP	15	+5.061	+3.479	28:28.247	1:51.941	10
27	6	061	Dave Geiss JP	JP	15	+14.633	+9.572	28:37.819	1:49.471	5
28	5	469	Marc McConnell IP	IP	15	+17.479	+2.846	28:40.665	1:52.049	8
29	3	003	Charles Benoit IS	IS	15	+17.936	+0.457	28:41.122	1:52.485	5
30	4	44	Aaron Stechschulte JS	JS	15	+22.601	+4.665	28:45.787	1:52.233	4
31	2	192	Matthew Worls KP	KP	15	+27.110	+4.509	28:50.296	1:51.203	15
32	3	518	Tom Strickler KP	KP	15	+32.704	+5.594	28:55.890	1:51.852	13
33	4	002	Mark Eckstein KP	KP	15	+35.884	+3.180	28:59.070	1:52.766	14

Announcements

Stewards: Ron Sullivan, Comp; Clement Schmitt, Tech; Nanci Maloney, T&S



Margin of Victory

Avg. Speed

Best Lap Tm

Best Lap by

+19.994

86.609

1:36.821

[90] Ray Mason CM

BMW Mid-Ohio Fall (Sat)


Buckeye chapter

Mid-Ohio Sports Car Course 2.400 Miles

Sprint

10/30/2004 02:30 PM

Race



Race Results

Pos	PIC	No.	Name	Class	Laps	Diff	Gap	Total Tm	Best Tm	In Lap
34	7	222	Chris Bernhardt JP	JP	15	+1:04.575	+28.691	29:27.761	1:54.819	15
35	8	951	John Lochner JP	JP	15	+1:21.501	+16.926	29:44.687	1:55.310	7
36	9	375	James Goughenour JP	JP	15	+1:24.189	+2.688	29:47.375	1:53.478	3
37	5	07	Jay Tiede KP	KP	15	+1:24.686	+0.497	29:47.872	1:55.371	7
38	2	523	John Barhydt EM	EM	12	5 Laps	3 Laps	22:36.911	1:47.817	9
39	10	85	Vincent Leo JP	JP	10	7 Laps	2 Laps	18:23.618	1:45.822	2
Not qualified (51% = 8 Laps)										
DNF	11	115	William Scott JP	JP	8	-	-	14:14.622	1:43.780	3

Announcements

--
Stewards: Ron Sullivan, Comp; Clement Schmitt, Tech; Nanci Maloney, T&S

Margin of Victory	Avg. Speed	Best Lap Tm	Best Lap by
+19.994	86.609	1:36.821	[90] Ray Mason CM

BMW Mid-Ohio Fall (Sun)

Buckeye chapter

Mid-Ohio Sports Car Course 2.400 Miles

Enduro

10/31/2004 02:00 PM

Race

Race Results


Pos	PIC	No.	Name	Class	Laps	Diff	Gap	Total Tm	Best Tm	In Lap
1	1	70	Chuck Stickley / George Kissinger	CM	32	-	-	1:00:17.526	1:38.341	3
2	1	001	Sean Tillinghast	IP	32	+2.670	+2.670	1:00:20.196	1:41.405	2
3	2	90	Ray Mason	CM	32	+7.480	+4.810	1:00:25.006	1:38.531	8
4	1	28	Louis Payant	DM	32	+20.012	+12.532	1:00:37.538	1:39.847	6
5	3	251	Allan Lewis	CM	32	+26.395	+6.383	1:00:43.921	1:41.654	32
6	2	71	Tim Schiff	IP	32	+1:22.902	+56.507	1:01:40.428	1:43.888	14
7	2	288	Stephen Gailits	DM	32	+1:24.020	+1.118	1:01:41.546	1:43.827	31
8	1	130	Pete Stackhouse	JP	32	+1:30.017	+5.997	1:01:47.543	1:44.114	29
9	3	35	Melissa / Tom Mauk	DM	31	1 Lap	1 Lap	1:00:23.047	1:42.211	17
10	4	076	Glenn Lucas/ Scott Hughes	DM	31	+7.153	+7.153	1:00:30.200	1:43.911	23
11	1	305	Randy Mueller	IS	31	+8.546	+1.393	1:00:31.593	1:44.972	9
12	2	666	Greg Karnes	JP	31	+10.742	+2.196	1:00:33.789	1:44.322	18
13	3	256	David Rowison	IP	31	+20.361	+9.619	1:00:43.408	1:43.529	24
14	3	252	Gary L Davis	JP	31	+33.725	+13.364	1:00:56.772	1:44.537	31
15	4	85	Vincent Leo	JP	31	+34.400	+0.675	1:00:57.447	1:44.641	24
16	5	193	Jim Peterson	JP	31	+1:03.164	+28.764	1:01:26.211	1:46.116	28
17	1	63	Daniel Summers	JS	31	+1:05.258	+2.094	1:01:28.305	1:46.075	27
18	1	73	Peter Grant / Don Black	EM	30	2 Laps	1 Lap	1:00:26.649	1:46.568	21
19	1	636	Michael Osborne / Karl Rentler	KP	30	+13.032	+13.032	1:00:39.681	1:47.317	6
20	2	523	John Barhydt	EM	30	+14.015	+0.983	1:00:40.664	1:46.983	16
21	6	124	Robert Klooz	JP	30	+36.628	+22.613	1:01:03.277	1:49.743	30
22	2	19	Vivek Govindapillai	JS	30	+1:05.431	+28.803	1:01:32.080	1:49.071	18
23	2	003	Charles Benoit	IS	30	+1:34.067	+28.636	1:02:00.716	1:50.324	18
24	4	469	Marc McConnell	IP	29	3 Laps	1 Lap	1:00:38.870	1:47.986	21
25	2	07	Jay Tiede / Jeff Herrmann	KP	29	+25.203	+25.203	1:01:04.073	1:48.163	27
26	7	375	James Goughenour	JP	29	+42.038	+16.835	1:01:20.908	1:51.154	23
27	8	222	Chris Bernhardt	JP	29	+1:02.768	+20.730	1:01:41.638	1:53.705	26
28	3	518	Tom Strickler	KP	29	+1:07.449	+4.681	1:01:46.319	1:52.870	3
29	9	951	John/ Becky Lochner	JP	28	4 Laps	1 Lap	1:02:12.263	1:53.639	15
30	3	44	Aaron Stechschulte / James Willis	JS	26	6 Laps	2 Laps	1:00:34.623	1:48.462	2
31	4	002	Mark Eckstein	KP	25	7 Laps	1 Lap	1:00:20.367	1:52.276	15
32	5	818	Scott Harnell	DM	22	10 Laps	3 Laps	1:06:20.666	1:44.442	5
33	6	000	Bernie Hoffmann	DM	17	15 Laps	5 Laps	33:03.473	1:51.798	14

Announcements

#92 DQ'd per Steward.

--

Stewards: Ron Sullivan, Comp; Clement Schmitt, Tech; Nanci Maloney, T&S



Margin of Victory

Avg. Speed

Best Lap Tm

Best Lap by

+2.670

76.428

1:38.341

[70] Chuck Stickley / George Ki

BMW Mid-Ohio Fall (Sun)


Buckeye chapter

Mid-Ohio Sports Car Course 2.400 Miles

Enduro

10/31/2004 02:00 PM

Race



Race Results

Pos	PIC	No.	Name	Class	Laps	<i>Difl</i>	<i>Gap</i>	<i>Total Tm</i>	<i>Best Tm</i>	<i>In Lap</i>
Not qualified (51% = 16 Laps)										
DNF	5	03	James 'Jet' Hawthorne	KP	14	-	-	25:51.398	1:48.053	11
DNF	4	86	Jack Money / Simon Hunter	CM	11	-	-	18:27.306	1:37.547	3
DNF	1	89	Jay Ricco	JS	8	-	-	14:30.721	1:47.071	8
DNF	5	709	Ryan Hameetman	IP	5	-	-	49:14.472	1:45.282	4
DQ	6	92	Matthew Worls	KP	30	-	-	1:01:03.683	1:49.161	17

Announcements

#92 DQ'd per Steward.

--

Stewards: Ron Sullivan, Comp; Clement Schmitt, Tech; Nanci Maloney, T&S

Margin of Victory

Avg. Speed

Best Lap Tm

Best Lap by

+2.670

76.428

1:38.341

[70] Chuck Stickley / George Ki