

BMW California Spdwy Grand Am


Grand Am support

California Speedway 2.820 Miles

Sprint

10/29/2004 03:05 PM

Race



Race Results

Pos	PIC	No.	Name	Class	Laps	Dift	Gap	Total Tm	Best Tm	In Lap
1	1	01	Gil Caravantes SM	SM	16	-	-	30:29.809	1:47.171	4
2	2	219	Gabor Jilly SM	SM	16	+0.368	+0.368	30:30.177	1:50.469	9
3	1	611	Brad Otoupalik HP	HP	16	+43.399	+43.031	31:13.208	1:54.544	11
4	2	7	Scott Chan HP	HP	16	+1:02.194	+18.795	31:32.003	1:55.926	4
5	1	91	Greg Ross CM	CM	16	+1:16.371	+14.177	31:46.180	1:53.708	4
6	1	25	Ralph Warren HS	HS	16	+1:16.769	+0.398	31:46.578	1:55.761	4
7	2	888	Jeff Lin CM	CM	16	+1:18.692	+1.923	31:48.501	1:54.985	13
8	3	71	Bill Bentzen CM	CM	15	1 Lap	1 Lap	28:20.545	1:48.210	11
9	1	325	Darryl Kwan JP	JP	15	+2:07.221	+2:07.221	30:27.766	1:57.539	15
10	1	95	John Tecce IS	IS	15	+2:09.573	+2.352	30:30.118	1:58.402	13
11	4	85	Dennis O'Neill CM	CM	15	+2:15.428	+5.855	30:35.973	1:57.229	15
12	2	47	Xavier McClure JP	JP	15	+2:18.248	+2.820	30:38.793	1:59.776	10
13	1	188	Jim Edmonds JS	JS	15	+2:21.195	+2.947	30:41.740	1:59.085	10
14	1	40	Russell Frieder KP	KP	15	+2:22.454	+1.259	30:42.999	1:59.247	10
15	2	133	Joe Nelson JS	JS	15	+3:10.165	+47.711	31:30.710	2:02.562	4
16	1	227	John Kubat IP	IP	14	2 Laps	1 Lap	30:10.135	2:04.287	3
17	3	320	David Evans JP	JP	14	+1:30.022	+1:30.022	31:40.157	2:07.931	2
18	1	777	John Trefethen DM	DM	10	6 Laps	4 Laps	21:45.647	2:00.048	2
Not qualified (51% = 8 Laps)										
DNF	5	51	Jon Holder CM	CM	6	-	-	11:37.068	1:49.797	4
DNF	2	39	Mario Rigoli DM	DM	3	-	-	5:51.583	1:49.473	2
DNF	3	731	Tom Bell JS	JS	3	-	-	8:34.556	2:08.062	2
DNF	3	79	Simon Atik HP	HP	0	-	-	13.477	---	0

Announcements

Stewards: Jim McCashIn, Comp; Mike Perkins, Tech; Larry Fletcher, T&S

Margin of Victory	Avg. Speed	Best Lap Tm	Best Lap by
+0.368	88.770	1:47.171	[01] Gil Caravantes SM

BMW California Spdwy Grand Am

Grand Am support

California Speedway 2.820 Miles

Sprint

10/30/2004 05:15 PM

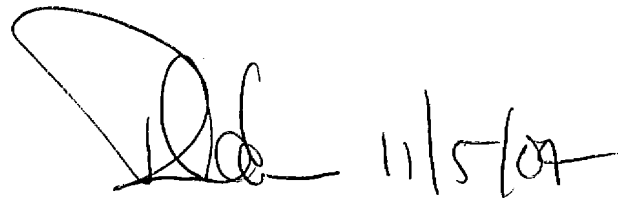
Race

Race Results

Pos	PIC	No.	Name	Class	Laps	Difi	Gap	Total Tm	Best Tm	In Lap
1	1	01	Gil Caravantes SM	SM	21	-	-	39:16.338	1:47.383	4
2	1	39	Mario Rigoli DM	DM	21	+14.801	+14.801	39:31.139	1:49.512	3
3	1	71	Bill Bentzen CM	CM	21	+17.716	+2.915	39:34.054	1:48.397	11
4	1	7	Scott Chan HP	HP	20	1 Lap	1 Lap	40:05.118	1:57.429	3
5	2	888	Jeff Lin CM	CM	20	+0.801	+0.801	40:05.919	1:54.998	20
6	1	325	Darryl Kwan JP	JP	20	+13.920	+13.119	40:19.038	1:57.620	3
7	1	40	Russell Frieder KP	KP	20	+33.413	+19.493	40:38.531	1:58.808	12
8	2	611	Brad Otoupalik HP	HP	19	2 Laps	1 Lap	38:59.029	1:54.915	8
9	1	188	Jim Edmonds JS	JS	19	+12.825	+12.825	39:11.854	2:00.288	10
10	2	133	Joe Nelson JS	JS	19	+31.779	+18.954	39:30.808	2:02.112	7
11	3	731	Tom Bell JS	JS	19	+1:24.461	+52.682	40:23.490	2:04.499	16
12	2	219	Gabor Jilly SM	SM	18	3 Laps	1 Lap	34:41.348	1:51.560	17
13	2	320	David Evans JP	JP	18	+4:25.926	+4:25.926	39:07.274	2:06.587	17
14	1	25	Ralph Warren / Geoff Auberlin HS	HS	18	+4:40.201	+14.275	39:21.549	1:56.465	3
15	2	777	John Trefethen DM	DM	17	4 Laps	1 Lap	37:08.263	2:02.766	2
16	1	95	John Tecce IS	IS	13	8 Laps	4 Laps	29:54.080	1:57.522	12
17	3	47	Xavier McClure JP	JP	11	10 Laps	2 Laps	22:46.418	2:00.222	10
18	3	85	Dennis O'Neill CM	CM	11	+53.740	+53.740	23:40.158	1:58.138	3
Not qualified (51% = 10 Laps)										
DNF	3	79	Simon Atik HP	HP	4	-	-	8:00.394	1:55.739	2

Announcements

Stewards: Jim McCashin, Comp; Mike Perkins, Tech; Larry Fletcher, T&S



Margin of Victory	Avg. Speed	Best Lap Tm	Best Lap by
+14.801	90.476	1:47.383	[01] Gil Caravantes SM

BMW California Spdwy Grand Am


Grand Am support

California Speedway 2.820 Miles

Sprint

10/31/2004 10:30 AM

Race



Race Results

Pos	PIC	No.	Name	Class	Laps	Dif	Gap	Total Tm	Best Tm	In Lap
1	1	71	Bill Bentzen CM	CM	26	-	-	47:55.652	1:48.169	2
2	1	219	Gabor Jilly SM	SM	25	1 Lap	1 Lap	46:55.891	1:49.257	7
3	1	39	Mario Rigoli DM	DM	25	+0.989	+0.989	46:56.880	1:49.816	22
4	1	7	Scott Chan HP	HP	24	2 Laps	1 Lap	47:13.232	1:54.527	2
5	1	250	Phil Slate EX	EX	24	+32.617	+32.617	47:45.849	1:56.614	23
6	2	888	Jeff Lin CM	CM	24	+37.717	+5.100	47:50.949	1:55.980	11
7	1	95	James Sofronas IS	IS	24	+46.684	+8.967	47:59.916	1:58.088	5
8	1	40	Russell Frieder KP	KP	24	+1:00.790	+14.106	48:14.022	1:58.129	18
9	2	611	Carl Lagoni HP	HP	24	+1:10.901	+10.111	48:24.133	1:56.918	16
10	1	188	Jim Edmonds JS	JS	23	3 Laps	1 Lap	46:54.323	1:59.559	5
11	2	133	Joe Nelson JS	JS	23	+38.109	+38.109	47:32.432	2:02.002	2
12	3	731	Tom Bell JS	JS	23	+1:24.633	+46.524	48:18.956	2:03.126	22
13	1	320	David Evans JP	JP	22	4 Laps	1 Lap	46:45.125	2:04.251	3
14	2	777	John Trefethen DM	DM	21	5 Laps	1 Lap	45:36.984	1:59.291	2
15	3	85	Dennis O'Neill CM	CM	15	11 Laps	6 Laps	32:05.344	1:55.851	8

Not qualified (51% = 13 Laps)

DNF	2	325	Darryl Kwan JP	JP	4	-	-	8:18.380	2:01.232	4
DNF	4	91	Greg Ross CM	CM	0	-	-	7.427	----	0

Announcements

Stewards: Jim McCashin, Comp; Mike Perkins, Tech; Larry Fletcher, T&S

Margin of Victory	Avg. Speed	Best Lap Tm	Best Lap by
1 Lap	91.789	1:48.169	[71] Bill Bentzen CM