

BMW Virginia Intl Raceway

Tarheel Chapter
Sprint
Race

Virginia Intl Raceway (3.27 Miles)

4/16/2004 4:00 PM



Race Results

Pos	PIC	No.	Name	Class	Laps	Diff	Gap	Total Tm	Best Tm	In Lap	Model
1	1	38	David Daniel AM	AM	10			21:36.114	2:05.947	3	E28 M5
2	1	127	Steven Bassen CM	CM	10	24.701	24.701	22:00.815	2:09.295	2	E30 M3
3	1	80	Ron Checca DM	DM	10	40.666	15.965	22:16.780	2:11.215	2	E30 M3
4	1	107	Scott Montana HP	HP	10	52.411	11.745	22:28.525	2:11.484	3	E36 325is
5	2	221	Stan Taylor HP	HP	10	1:00.345	7.934	22:36.459	2:11.817	4	E36 M3
6	1	14	Billy Revis IP	IP	10	1:27.392	27.047	23:03.506	2:12.335	5	E36 M3
7	2	620	Damion Moses IP	IP	10	1:35.834	8.442	23:11.948	2:15.539	9	E36 M3
8	1	305	Randy Mueller IS	IS	10	1:40.102	4.268	23:16.216	2:16.124	5	E36 M3
9	2	81	Lou Mendola DM	DM	10	1:41.658	1.556	23:17.772	2:15.547	9	E21 320
10	3	303	Tony Huggins IP	IP	10	1:41.862	0.204	23:17.976	2:15.872	4	E30 M3
11	1	335	Shane Kleinpeter JP	JP	10	1:42.964	1.102	23:19.078	2:16.609	5	E36 325i
12	2	109	David Bradyhouse JP	JP	10	1:43.696	0.732	23:19.810	2:16.449	5	E30 M3
13	4	121	Michael Gilbert IP	IP	10	1:47.087	3.391	23:23.201	2:16.566	7	E36 M3
14	1	177	John Paton JS	JS	10	1:50.775	3.688	23:26.889	2:18.153	9	E30 M3
15	1	6	Tom Rogers BM	BM	10	2:02.216	11.441	23:38.330	2:15.897	5	E3
16	5	006	Kempton Shields IP	IP	10	2:05.910	3.694	23:42.024	2:18.648	10	E24 M6
17	6	327	David Bacon IP	IP	10	2:06.624	0.714	23:42.738	2:18.768	10	E36 M3
18	3	123	Don Kidd JP	JP	10	2:16.210	9.586	23:52.324	2:18.990	5	E30 M3
19	2	9	Simon Hunter JS	JS	10	2:17.483	1.273	23:53.597	2:20.011	4	E30 M3
20	3	116	Bob Hooks JS	JS	10	2:18.671	1.188	23:54.785	2:20.140	4	E30 M3
21	1	203	Ken Worsham EM	EM	10	2:22.188	3.517	23:58.302	2:19.291	5	114 2002
22	4	152	Matthew Sedacca JP	JP	9	--1 Lap--	--1 Lap--	21:36.089	2:19.680	9	E36 325is
23	5	536	Michael Osborne JP	JP	9	0.934	0.934	21:37.023	2:20.796	5	E24 635csi
24	1	555	Steve Mertz HS	HS	9	11.616	10.682	21:47.705	2:20.156	5	E36 M3
25	1	0	Stephen Kefer FM	FM	9	14.258	2.642	21:50.347	2:20.791	9	E30 318is
26	6	314	Ken Denton JP	JP	9	15.565	1.307	21:51.654	2:20.776	9	E30 M3
27	3	08	Andrew Iatridis DM	DM	9	17.108	1.543	21:53.197	2:20.725	9	E34 525is
28	1	12	Scott Casagrande KP	KP	9	18.757	1.649	21:54.846	2:21.415	9	E30 325i
29	2	63	Billy Jack Ethridge KP	KP	9	19.270	0.513	21:55.359	2:21.659	9	E30 325is
30	7	31	James Semones JP	JP	9	22.439	3.169	21:58.528	2:22.592	9	E30 M3
31	8	026	Shane Gunn JP	JP	9	22.802	0.363	21:58.891	2:22.624	9	E30 M3
32	9	112	Brendan Digel JP	JP	9	24.522	1.720	22:00.611	2:22.201	8	E12 M535i
33	2	115	Steve Eller CM	CM	9	28.412	3.890	22:04.501	2:21.039	6	E36 325is
34	4	194	Holly Edwards DM	DM	9	28.856	0.444	22:04.945	2:21.906	8	E30 M3
35	3	224	Gerald Mulvaney CM	CM	9	29.228	0.372	22:05.317	2:21.458	8	E36 M3

Stewards: Bud Merrill & Ron Sullivan, Comp; Jeff Penley & Mike Hinkley, Tech;
Larry Fletcher, T&S

Printed: 4/26/2004 2:38:53 PM

Licensed to: BMW CCA Club Racing

Chief of Timing & Scoring:

Date:

Signed:



www.amb-it.com
Orbits 1.0



BMW Virginia Intl Raceway


Tarheel Chapter

Virginia Intl Raceway (3.27 Miles)

Sprint

Race

4/16/2004 4:00 PM



Race Results

Pos	PIC	No.	Name	Class	Laps	Diff	Gap	Total Tm	Best Tm	In Lap	Model
36	3	013	Eric Nissen KP	KP	9	32.087	2.859	22:08.176	2:22.261	8	E30 325is
37	4	45	Bob Ball JS	JS	9	45.121	13.034	22:21.210	2:24.103	7	R53 Mini S
38	5	46	Whit Ball JS	JS	9	45.720	0.599	22:21.809	2:24.435	6	R53 Mini S
39	7	324	John Mariani IP	IP	9	1:13.250	27.530	22:49.339	2:24.390	6	E36 M3
40	4	55	Patrick Hanley CM	CM	9	1:13.589	0.339	22:49.678	2:23.766	8	E30 325is
41	4	151	Joel Gallun KP	KP	9	1:18.701	5.112	22:54.790	2:26.690	2	E30 325is
42	2	481	Herb Wise HS	HS	9	1:24.637	5.936	23:00.726	2:27.027	5	E36 M3llw
43	10	040	John Counts JP	JP	9	1:33.681	9.044	23:09.770	2:29.523	8	E36 325is
44	1	941	Robert Patton KS	KS	9	1:36.899	3.218	23:12.988	2:30.795	2	E30 325is
45	5	70	David Cullen KP	KP	9	1:40.540	3.641	23:16.629	2:27.199	8	E30 325i
46	11	146	Ada Cheung JP	JP	9	1:46.266	5.726	23:22.355	2:29.520	8	R53 Mini S
47	12	136	Carlton Midyette JP	JP	9	1:51.371	5.105	23:27.460	2:30.699	5	E30 325 M50
48	6	830	John Wilson KP	KP	9	2:21.704	30.333	23:57.793	2:32.851	5	E30 325i
49	13	421	Chris Krogh JP	JP	9	2:28.854	7.150	24:04.943	2:34.846	9	E30 M3
50	5	37	Matt Richmond DM	DM	8	--2 Laps--	--1 Lap--	21:14.733	2:12.138	8	E46 325i
51	6	2	Al Taylor DM	DM	8	1:46.955	1:46.955	23:01.688	2:45.404	1	E30 324td
52	7	231	James Posig KP	KP	8	1:48.626	1.671	23:03.359	2:34.942	8	E30 325is
53	5	19	Andy Watts CM	CM	7	--3 Laps--	--1 Lap--	15:01.101	2:05.312	3	E36 M3cls
54	14	818	Scott Harnell JP	JP	6	--4 Laps--	--1 Lap--	15:06.190	2:19.128	5	E30 M3
55	15	169	Tony Burdett JP	JP	6	6.112	6.112	15:12.302	2:21.302	2	E30 325is
56	2	32	David McIntyre EM	EM	5	--5 Laps--	--1 Lap--	13:01.599	2:27.756	4	E21 320i

Not Classified

DNF	10	David Pan DM	DM	3	--7 Laps--	--2 Laps--	7:28.900	2:17.871	2	E30 M3
DNF	71	Holland Hale DM	DM	3	1:19.014	1:19.014	8:47.914	2:21.895	3	E30 M3
DNF	052	Jon Siccardi DM	DM	2	--8 Laps--	--1 Lap--	5:21.190	2:21.996	2	E30 325
DNF	202	Perry Genova EM	EM	2	20.175	20.175	5:41.365	2:32.755	2	114 2002
DNF	124	Dave Macpherson JP	JP	0	--10 Laps--	--2 Laps--	20.455	----	0	E36 325is

Stewards: Bud Merrill & Ron Sullivan, Comp; Jeff Penley & Mike Hinkley, Tech;

Larry Fletcher, T&S

Printed: 4/26/2004 2:38:53 PM

Licensed to: BMW CCA Club Racing

Chief of Timing & Scoring:

Date:

Signed:



www.amb-it.com

Orbits 1.0



BMW Virginia Intl Raceway

Tarheel Chapter

Enduro

Race

Virginia Intl Raceway (3.27 Miles)

4/17/2004 4:00 PM

Race Results

Pos	PIC	No.	Name	Class	Laps	Diff	Gap	Total Tm	Best Tm	In Lap	Model
1	1	127	Steven Bassen	CM	25			1:01:00.800	2:10.648	4	E30 M3
2	1	107	Scott Montana	HP	25	22.256	22.256	1:01:23.056	2:11.666	3	E36 325is
3	2	22	Simon Hunter / Sunir Ghos	HP	25	24.889	2.633	1:01:25.689	2:09.655	20	E36 M3llw
4	1	71	Holland Hale	DM	25	34.113	9.224	1:01:34.913	2:11.852	2	E30 M3
5	1	14	Barry Battle / Billy Revis	IP	25	36.064	1.951	1:01:36.864	2:12.437	20	E36 M3
6	2	087	Larry Rushin	CM	25	1:25.263	49.199	1:02:26.063	2:13.424	8	E36 M3llw
7	2	620	Damion Moses	IP	25	2:04.942	39.679	1:03:05.742	2:15.091	12	E36 M3
8	3	303	Tony Huggins	IP	25	2:05.464	0.522	1:03:06.264	2:14.858	13	E30 M3
9	2	052	Jon Siccardi	DM	25	2:18.644	13.180	1:03:19.444	2:14.301	4	E30 325
10	4	327	David Bacon	IP	24	--1 Lap--	--1 Lap--	1:01:00.161	2:16.293	20	E36 M3
11	1	109	David Bradyhouse	JP	24	35.280	35.280	1:01:35.441	2:16.763	9	E30 M3
12	1	305	Randy Mueller	IS	24	40.251	4.971	1:01:40.412	2:17.824	9	E36 M3
13	1	202	Perry Genova	EM	24	43.751	3.500	1:01:43.912	2:17.576	2	114 2002
14	2	335	Shane Kleinpeter	JP	24	54.114	10.363	1:01:54.275	2:17.684	3	E36 325i
15	1	177	John Paton	JS	24	54.481	0.367	1:01:54.642	2:18.326	24	E30 M3
16	3	123	Don Kidd	JP	24	1:08.507	14.026	1:02:08.668	2:18.851	16	E30 M3
17	5	121	Michael Gilbert	IP	24	1:13.864	5.357	1:02:14.025	2:14.719	1	E36 M3
18	6	324	John Mariani	IP	24	1:25.297	11.433	1:02:25.458	2:19.312	24	E36 M3
19	3	224	Gerald Mulvaney	CM	24	1:27.677	2.380	1:02:27.838	2:19.522	5	E36 M3
20	2	116	Bob Hooks	JS	24	1:40.932	13.255	1:02:41.093	2:20.476	19	E30 M3
21	1	0	Stephen Kefer	FM	24	1:45.507	4.575	1:02:45.668	2:19.907	8	E30 318is
22	4	026	Shane Gunn	JP	24	1:55.162	9.655	1:02:55.323	2:20.179	23	E30 M3
23	2	008	Geof McLaughlin	IS	24	1:58.646	3.484	1:02:58.807	2:21.665	19	E36 M3
24	3	08	Andrew Iatridis	DM	24	2:00.472	1.826	1:03:00.633	2:20.517	21	E34 525is
25	5	818	Scott Harnell	JP	24	2:05.659	5.187	1:03:05.820	2:17.853	5	E30 M3
26	4	115	Steve Eller	CM	24	2:20.049	14.390	1:03:20.210	2:19.741	8	E36 325is
27	1	12	Scott Casagrande	KP	23	--2 Laps--	--1 Lap--	1:01:01.583	2:22.502	5	E30 325i
28	6	314	Ken Denton	JP	23	11.377	11.377	1:01:12.960	2:21.256	9	E30 M3
29	7	31	James Semones	JP	23	14.218	2.841	1:01:15.801	2:22.058	8	E30 M3
30	8	112	Brendan Digel	JP	23	26.852	12.634	1:01:28.435	2:23.149	22	E12 M535i
31	2	120	Ed Harrington	KP	23	33.040	6.188	1:01:34.623	2:22.690	12	E30 325is
32	3	63	Billy Jack Ethridge	KP	23	41.707	8.667	1:01:43.290	2:21.093	17	E30 325is
33	7	006	Kempton Shields / Al Taylo	IP	23	1:38.659	56.952	1:02:40.242	2:22.258	8	E24 M6
34	9	536	Michael Osborne	JP	23	1:39.671	1.012	1:02:41.254	2:20.865	3	E24 635csi
35	4	70	David Cullen	KP	23	1:41.217	1.546	1:02:42.800	2:26.449	12	E30 325i

#121, #536, #94 -- One Lap Penalty for Short Pitstop.

Stewards: Ron Sullivan, Comp; Jeff Penley & Mike Hinkley, Tech; Larry Fletcher, T&S

Printed: 4/26/2004 2:39:01 PM

Licensed to: BMW CCA Club Racing

Chief of Timing & Scoring:

Date:

Signed:



www.amb-it.com
Orbits 1.0




BMW Virginia Intl Raceway

Tarheel Chapter
Enduro
Race

Virginia Intl Raceway (3.27 Miles)

4/17/2004 4:00 PM



Race Results

Pos	PIC	No.	Name	Class	Laps	Diff	Gap	Total Tm	Best Tm	In Lap	Model
36	4	37	Matt Richmond / James Cl	DM	22	--3 Laps--	--1 Lap--	59:41.622	2:09.471	4	E46 325i
37	5	84	Bruce Lummis DM	DM	22	1:25.721	1:25.721	1:01:07.343	2:26.039	16	E30 M3
38	5	55	Patrick Hanley CM	CM	22	1:25.768	0.047	1:01:07.390	2:18.470	15	E30 325is
39	5	151	Joel Gallun KP	KP	22	1:30.098	4.330	1:01:11.720	2:29.095	3	E30 325is
40	10	146	Ada Cheung JP	JP	22	1:36.415	6.317	1:01:18.037	2:29.136	4	R53 Mini S
41	11	136	Carlton Midyette JP	JP	22	1:59.119	22.704	1:01:40.741	2:29.808	9	E30 325 M50
42	6	231	James Posig / Mike Hinkle	KP	22	2:11.013	11.894	1:01:52.635	2:25.482	20	E30 325is
43	12	040	John Counts JP	JP	22	2:38.020	27.007	1:02:19.642	2:28.370	21	E36 325is
44	3	46	Whit Ball JS	JS	22	3:14.513	36.493	1:02:56.135	2:24.465	21	R53 Mini S
45	7	830	John Wilson / Dave Macph	KP	21	--4 Laps--	--1 Lap--	1:01:42.870	2:31.760	4	E30 325i
46	1	941	Robert Patton KS	KS	21	51.399	51.399	1:02:34.269	2:31.552	2	E30 325is
47	13	421	Chris Krogh / Gregg Patrick	JP	21	1:16.687	25.288	1:02:59.557	2:31.789	19	E30 M3
48	6	19	Andy Watts CM	CM	18	--7 Laps--	--3 Laps--	38:34.481	2:04.099	3	E36 M3cls
49	1	555	Steve Mertz HS	HS	17	--8 Laps--	--1 Lap--	45:40.071	2:20.165	7	E36 M3

Not Classified											
DNF		38	David Daniel AM	AM	11	--14 Laps--	--6 Laps--	28:52.968	2:09.391	1	E28 M5
DNF		012	Chip Stabler IS	IS	9	--16 Laps--	--2 Laps--	21:02.489	2:17.416	6	E36 M3
DNF		203	Ken Worsham EM	EM	5	--20 Laps--	--4 Laps--	12:30.538	2:22.237	4	114 2002
DNF		221	Stan Taylor HP	HP	3	--22 Laps--	--2 Laps--	6:46.893	2:12.124	2	E36 M3
DNF		45	Bob Ball JS	JS	3	1:35.986	1:35.986	8:22.879	2:35.324	2	R53 Mini S
DNF		6	Tom Rogers BM	BM	1	--24 Laps--	--2 Laps--	2:28.529	2:21.096	1	E3
DNF		013	Eric Nissen KP	KP	0	--25 Laps--	--1 Lap--	14.147	----	0	E30 325is
DNF		81	Lou Mendola DM	DM	0	20.085	20.085	34.232	----	0	E21 320

--
#121, #536, #94 -- One Lap Penalty for Short Pitstop.
Stewards: Ron Sullivan, Comp; Jeff Penley & Mike Hinkley, Tech; Larry Fletcher, T&S

Printed: 4/26/2004 2:39:01 PM Licensed to: BMW CCA Club Racing

Chief of Timing & Scoring:
Date:
Signed:



www.amb-it.com
Orbits 1.0



BMW Virginia Intl Raceway

Tarheel Chapter
Feature Sprint
Race

Virginia Intl Raceway (3.27 Miles)

4/18/2004 2:00 PM

Race Results

Pos	PIC	No.	Name	Class	Laps	Diff	Gap	Total Tm	Best Tm	In Lap	Model
1	1	127	Steven Bassen CM	CM	11			24:02.415	2:08.788	5	E30 M3
2	1	107	Scott Montana HP	HP	11	24.528	24.528	24:26.943	2:11.605	2	E36 325is
3	1	6	Tom Rogers BM	BM	11	26.562	2.034	24:28.977	2:11.985	2	E3
4	1	14	Billy Revis IP	IP	11	39.168	12.606	24:41.583	2:12.880	6	E36 M3
5	2	620	Damion Moses IP	IP	11	45.959	6.791	24:48.374	2:13.233	4	E36 M3
6	3	121	Michael Gilbert IP	IP	11	46.477	0.518	24:48.892	2:13.669	4	E36 M3
7	2	087	Larry Rushin CM	CM	11	1:12.899	26.422	25:15.314	2:15.061	10	E36 M3ltw
8	4	303	Tony Huggins IP	IP	11	1:13.627	0.728	25:16.042	2:15.749	4	E30 M3
9	5	327	David Bacon IP	IP	11	1:14.917	1.290	25:17.332	2:14.870	10	E36 M3
10	1	052	Jon Siccardi DM	DM	11	1:15.982	1.065	25:18.397	2:12.810	5	E30 325
11	1	305	Randy Mueller IS	IS	11	1:34.120	18.138	25:36.535	2:17.868	2	E36 M3
12	1	109	David Bradyhouse JP	JP	11	1:34.630	0.510	25:37.045	2:17.053	4	E30 M3
13	1	177	John Paton JS	JS	11	1:36.215	1.585	25:38.630	2:18.006	11	E30 M3
14	1	202	Perry Genova EM	EM	11	1:50.304	14.089	25:52.719	2:17.802	6	114 2002
15	2	169	Tony Burdett JP	JP	11	1:51.327	1.023	25:53.742	2:18.402	11	E30 325is
16	3	123	Don Kidd JP	JP	11	1:52.062	0.735	25:54.477	2:18.664	11	E30 M3
17	2	194	Holly Edwards DM	DM	11	2:02.928	10.866	26:05.343	2:18.670	6	E30 M3
18	4	818	Scott Harnell JP	JP	11	2:03.252	0.324	26:05.667	2:18.139	11	E30 M3
19	2	008	Geof McLaughlin IS	IS	11	2:08.237	4.985	26:10.652	2:20.522	4	E36 M3
20	5	335	Shane Kleinpeter JP	JP	11	2:09.085	0.848	26:11.500	2:19.719	9	E36 325i
21	6	536	Michael Osborne JP	JP	11	2:09.490	0.405	26:11.905	2:20.152	11	E24 635csi
22	7	314	Ken Denton JP	JP	11	2:14.108	4.618	26:16.523	2:20.311	7	E30 M3
23	1	0	Stephen Kefer FM	FM	11	2:15.052	0.944	26:17.467	2:19.442	7	E30 318is
24	2	116	Bob Hooks JS	JS	11	2:15.086	0.034	26:17.501	2:20.301	4	E30 M3
25	6	006	Kempton Shields IP	IP	11	2:18.728	3.642	26:21.143	2:19.968	7	E24 M6
26	3	224	Gerald Mulvaney CM	CM	10	--1 Lap--	--1 Lap--	24:03.533	2:20.652	10	E36 M3
27	3	08	Andrew Iatridis DM	DM	10	1.512	1.512	24:05.045	2:20.390	8	E34 525is
28	8	026	Shane Gunn JP	JP	10	1.718	0.206	24:05.251	2:21.258	6	E30 M3
29	4	55	Patrick Hanley CM	CM	10	3.794	2.076	24:07.327	2:17.416	10	E30 325is
30	1	12	Scott Casagrande KP	KP	10	5.087	1.293	24:08.620	2:21.313	4	E30 325i
31	2	120	Ed Harrington KP	KP	10	7.879	2.792	24:11.412	2:20.090	5	E30 325is
32	5	115	Steve Eller CM	CM	10	40.034	32.155	24:43.567	2:22.766	6	E36 325is
33	3	70	David Cullen KP	KP	10	45.404	5.370	24:48.937	2:24.424	6	E30 325i
34	9	31	James Semones JP	JP	10	50.305	4.901	24:53.838	2:23.224	6	E30 M3
35	10	040	John Counts JP	JP	10	1:01.290	10.985	25:04.823	2:25.908	7	E36 325is

Stewards: Ron Sullivan, Comp; Jeff Penley & Mike Hinkley, Tech; Larry Fletcher, T&S

Printed: 4/26/2004 2:39:08 PM

Licensed to: BMW CCA Club Racing

Chief of Timing & Scoring:

Date:

Signed:



www.amb-it.com
Orbits 1.0




BMW Virginia Intl Raceway

Tarheel Chapter
Feature Sprint
Race

Virginia Intl Raceway (3.27 Miles)

4/18/2004 2:00 PM



Race Results

Pos	PIC	No.	Name	Class	Laps	Diff	Gap	Total Tm	Best Tm	In Lap	Model
36	1	941	Robert Patton	KS	10	1:06.469	5.179	25:10.002	2:26.286	7	E30 325is
37	11	146	Ada Cheung	JP	10	1:07.389	0.920	25:10.922	2:27.484	5	R53 Mini S
38	12	421	Gregg Patrick	JP	10	1:21.650	14.261	25:25.183	2:27.949	5	E30 M3
39	4	151	Joel Gallun	KP	10	1:26.197	4.547	25:29.730	2:26.982	5	E30 325is
40	13	136	Carlton Midyette	JP	10	1:28.890	2.693	25:32.423	2:29.055	5	E30 325 M50
41	1	38	David Daniel	AM	8	--3 Laps--	--2 Laps--	17:16.358	2:07.666	5	E28 M5
42	14	112	Brendan Digel	JP	7	--4 Laps--	--1 Lap--	17:18.120	2:20.636	5	E12 M535i
43	7	324	John Mariani	IP	6	--5 Laps--	--1 Lap--	13:55.247	2:16.581	2	E36 M3

Not Classified

DNF		655	Steve Mertz	HS	3	--8 Laps--	--3 Laps--	7:20.618	2:21.071	2	E36 M3
DNF		84	Bruce Lummis	DM	2	--9 Laps--	--1 Lap--	5:13.731	2:26.581	2	E30 M3
DNF		203	Ken Worsham	EM	1	--10 Laps--	--1 Lap--	2:36.341	2:28.668	1	114 2002
DNF		2	Al Taylor	DM	0	--11 Laps--	--1 Lap--	17.759	----	0	E30 324td

Stewards: Ron Sullivan, Comp; Jeff Penley & Mike Hinkley, Tech; Larry Fletcher, T&S

Printed: 4/26/2004 2:39:08 PM

Licensed to: BMW CCA Club Racing

Chief of Timing & Scoring:

Date:

Signed:



www.amb-it.com
Orbits 1.0

